


Luminaire Photograph



Light Output Ratio:	88.5%	
Luminaire Power:	13.46 W	
SHR Nominal:	0.75	Calculated using the TM5
SHR Maximum:	0.80	fine grid method.

C Range: 0 - 360DEG
C Interval: 30.0DEG
Test Speed: HIGH
Temperature: 25.3 °C
Operators: zoe
Test Date: 2023-6-5

Range: 0 - 180DEG
Interval: 1.0DEG
Test System: EVERFINE GO-SPEX500_V1 SYSTEM V2.00.461
Humidity: 65.0%
Test Distance: 3.160m [K=1.0000]
Remarks: LAMP: BXRE-30H1000-A-83 Ra: 97
LENS: PM-0132C 60R
DRIVER: RISE DRIVER 350mA
30minutes warm-up

LUMINOUS INTENSITY DISTRIBUTION DIAGRAM

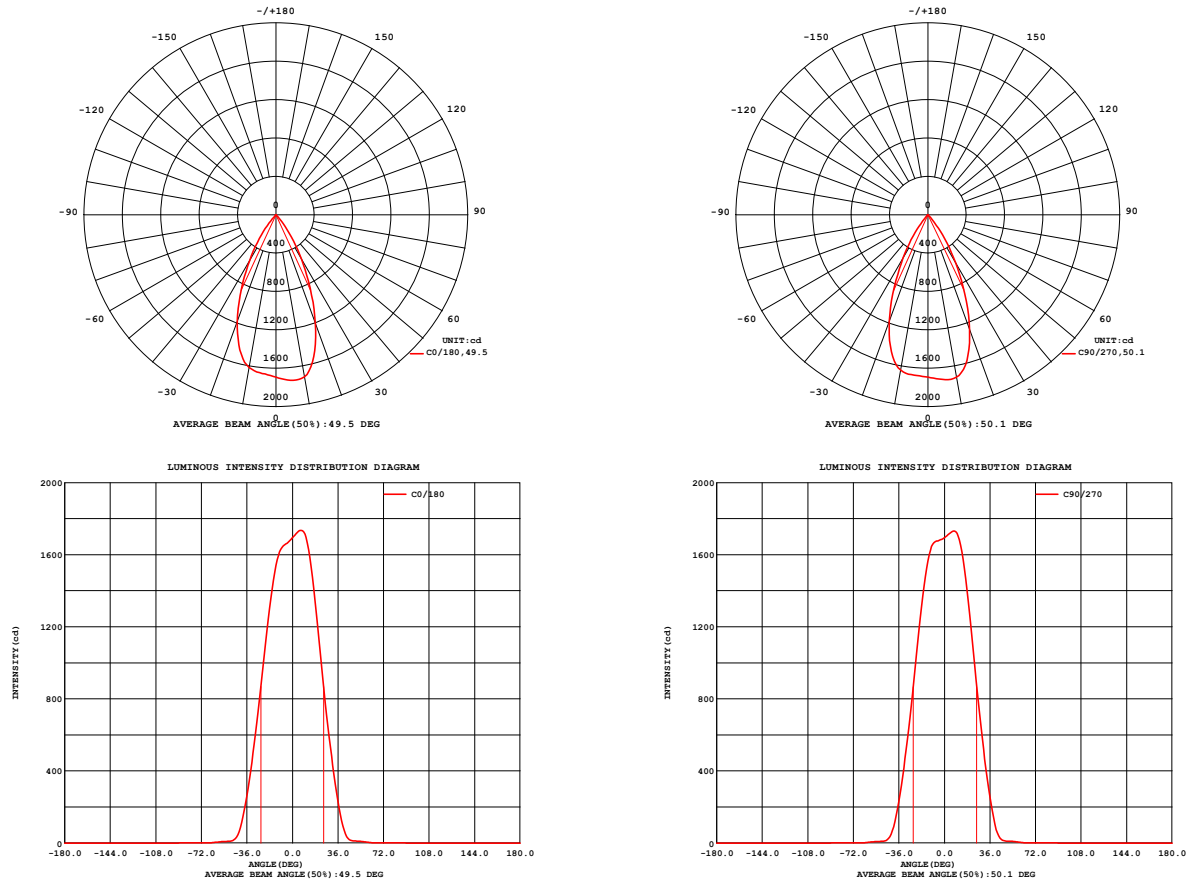


Fig. C0/C180

Fig. C90/C270

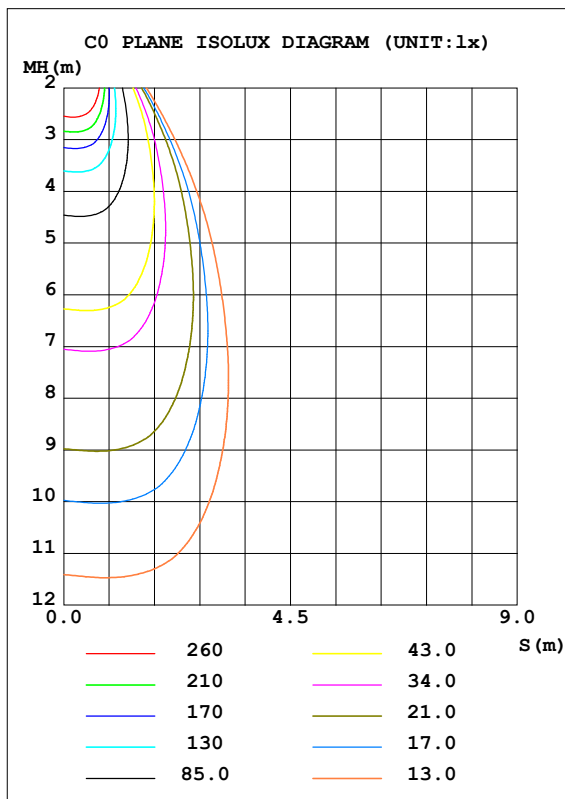
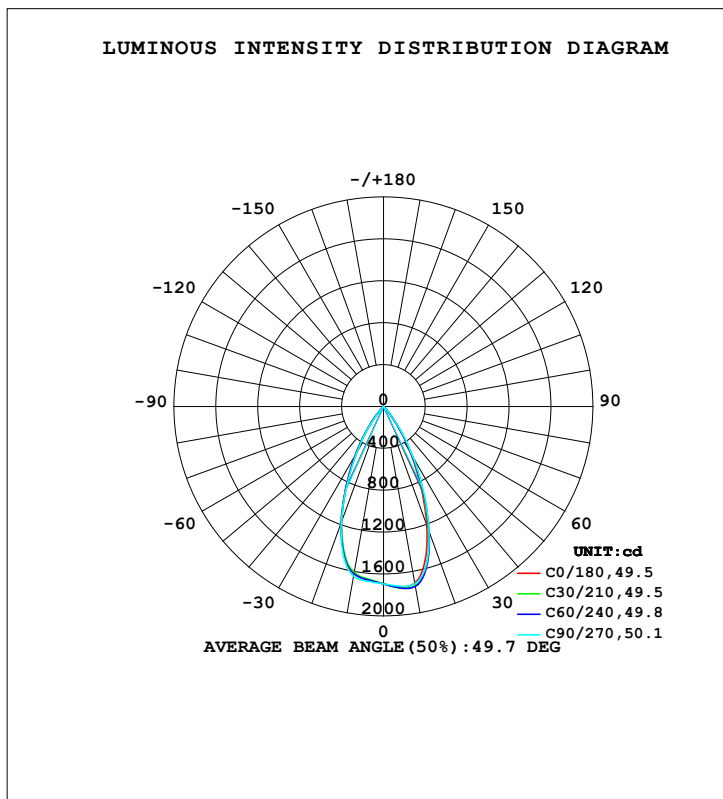
C Range: 0 - 360DEG
 C Interval: 30.0DEG
 Test Speed: HIGH
 Temperature: 25.3 °C
 Operators: zoe
 Test Date: 2023-6-5

Range: 0 - 180DEG
 Interval: 1.0DEG
 Test System: EVERFINE GO-SPEX500_V1 SYSTEM V2.00.461
 Humidity: 65.0%
 Test Distance: 3.160m [K=1.0000]
 Remarks: LAMP: BXRE-30H1000-A-83 Ra: 97
 LENS: PM-0132C 60R
 DRIVER: RISE DRIVER 350mA
 30minutes warm-up

LUMINAIRE PHOTOMETRIC TEST REPORT

Test:U:120.12V I:0.1137A P:13.455W PF:0.9836 Freq:59.98Hz Lamp Flux:1339.9x1 lm		
NAME: 2319.201-H3AM-350	TYPE:	WEIGHT:
SPEC.: 3000K	DIM.:	SERIAL No.: 2306050740
MFR.: RISE	SUR.: 0.002826m2	Shielding Angle:

DATA OF LAMP		PHOTOMETRIC DATA Eff: 88.10 lm/W			
MODEL	Brideglux	I _{max} (cd)	1752	S/MH (C0/180)	0.77
NOMINAL POWER(W)	13	LOR(%)	88.5	S/MH (C90/270)	0.76
RATED VOLTAGE(V)	120	TOTAL FLUX(lm)	1185.5	UP,DN (C0-180)	0.0,45.3
NOMINAL FLUX(lm)	1339.9	CIE CLASS	DIRECT	UP,DN (C180-360)	0.0,43.1
LAMPS INSIDE	1	up (%)	0.0	CIBSE SHR NOM	0.75
TEST VOLTAGE (V)	120	down (%)	88.5	CIBSE SHR MAX	0.80



C Range: 0 - 360DEG
C Interval: 30.0DEG
Test Speed: HIGH
Temperature:25.3℃
Operators:zoe
Test Date:2023-6-5

Range: 0 - 180DEG
Interval: 1.0DEG
Test System:EVERFINE GO-SPEX500_V1 SYSTEM V2.00.461
Humidity:65.0%
Test Distance:3.160m [K=1.0000]
Remarks: LAMP:BXRE-30H1000-A-83 Ra:97
LENS:PM-0132C 60R
DRIVER: RISE DRIVER 350mA
30minutes warm-up

ZONAL FLUX DIAGRAM

ZONAL FLUX DIAGRAM:

	C0	C45	C90	C135	C180	C225	C270	C315		zone	total	%lum,lamp
10	1713	1741	1719	1662	1615	1616	1645	1677	0- 10	161.5	161.5	13.6,12.1
20	1206	1264	1274	1227	1182	1177	1185	1190	10- 20	415.0	576.4	48.6,43
30	535.1	553.8	581.4	572.6	551.5	538.8	520.9	515.8	20- 30	392.2	968.7	81.7,72.3
40	94.39	97.25	106.3	118.3	114.2	103.2	90.39	88.57	30- 40	184.4	1153	97.3,86.1
50	11.01	11.06	10.39	9.949	9.271	8.738	9.050	9.769	40- 50	24.04	1177	99.3,87.9
60	3.835	3.959	4.228	4.411	4.343	3.980	3.821	3.647	50- 60	6.741	1184	99.9,88.4
70	0.4148	0.4339	0.6000	0.4976	0.5080	0.5645	0.4377	0.4792	60- 70	1.371	1185	100,88.5
80	0.0227	0.0135	0.0192	0.0140	0.0220	0.0152	0.0208	0.0124	70- 80	0.1962	1185	100,88.5
90	0	0	0	0	0	0	0	0	80- 90	0.0136	1185	100,88.5
100	0	0	0	0	0	0	0	0	90-100	0	1185	100,88.5
110	0	0	0	0	0	0	0	0	100-110	0	1185	100,88.5
120	0	0	0	0	0	0	0	0	110-120	0	1185	100,88.5
130	0	0	0	0	0	0	0	0	120-130	0	1185	100,88.5
140	0	0	0	0	0	0	0	0	130-140	0	1185	100,88.5
150	0	0	0	0	0	0	0	0	140-150	0	1185	100,88.5
160	0	0	0	0	0	0	0	0	150-160	0	1185	100,88.5
170	0	0	0	0	0	0	0	0	160-170	0	1185	100,88.5
180	0	0	0	0	0	0	0	0	170-180	0	1185	100,88.5
DEG	LUMINOUS INTENSITY:cd									UNIT:lm		

C Range: 0 - 360DEG
C Interval: 30.0DEG
Test Speed: HIGH
Temperature:25.3℃
Operators:zoe
Test Date:2023-6-5

Range: 0 - 180DEG
Interval: 1.0DEG
Test System:EVERFINE GO-SPEX500_V1 SYSTEM V2.00.461
Humidity:65.0%
Test Distance:3.160m [K=1.0000]
Remarks: LAMP:BXRE-30H1000-A-83 Ra:97
LENS:PM-0132C 60R
DRIVER: RISE DRIVER 350mA
30minutes warm-up

LUMINANCE LIMITATION CURVES

Test:U:120.12V I:0.1137A P:13.455W PF:0.9836 Freq:59.98Hz
Lamp Flux:1339.9x1 lm

NAME: 2319.201-H3AM-350

TYPE:

WEIGHT:

SPEC.: 3000K

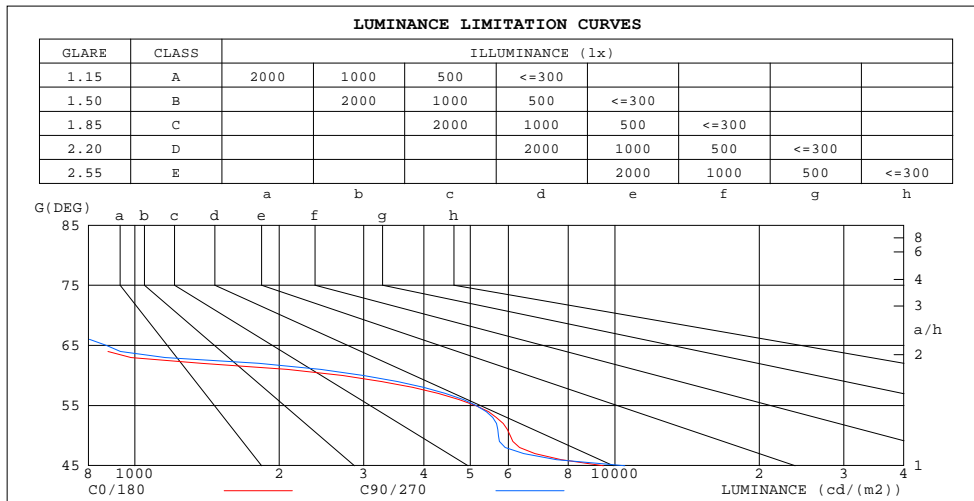
DIM.:

SERIAL No.: 2306050740

MFR.: RISE

SUR.: 0.002826m2

Shielding Angle:



LUMINANCE cd/(m2)		
G(180)	C0/180	C90/270
85	74	73
80	46	39
75	75	314
70	429	621
65	761	873
60	2711	2994
55	5130	5147
50	6054	5723
45	9467	10491

C Range: 0 - 360DEG
C Interval: 30.0DEG
Test Speed: HIGH
Temperature:25.3℃
Operators:zoe
Test Date:2023-6-5

Range: 0 - 180DEG
Interval: 1.0DEG
Test System:EVERFINE GO-SPEX500_V1 SYSTEM V2.00.461
Humidity:65.0%
Test Distance:3.160m [K=1.0000]
Remarks: LAMP:BXRE-30H1000-A-83 Ra:97
LENS:PM-0132C 60R
DRIVER: RISE DRIVER 350mA
30minutes warm-up

CU AND LUMINAIRE BUDGETARY ESTIMATE DIAGRAM

Test:U:120.12V I:0.1137A P:13.455W PF:0.9836 Freq:59.98Hz
Lamp Flux:1339.9x1 lm

NAME: 2319.201-H3AM-350

TYPE:

WEIGHT:

SPEC.: 3000K

DIM.:

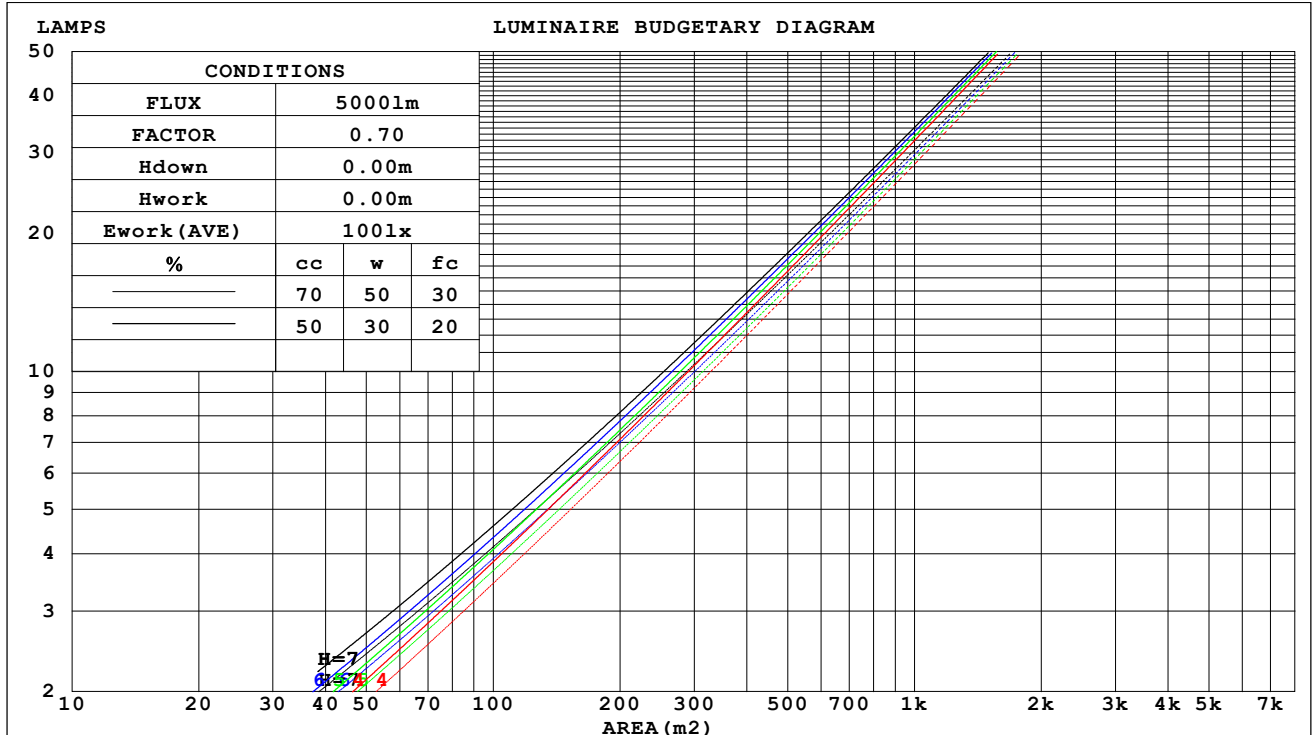
SERIAL No.: 2306050740

MFR.: RISE

SUR.: 0.002826m2

Shielding Angle:

cc	80%			70%			50%			30%			10%			0
w	50%	30%	10%	50%	30%	10%	50%	30%	10%	50%	30%	10%	50%	30%	10%	0
fc	20%			20%			20%			20%			20%			0
RCR	RCR:Room Cavity Ratio															



C Range: 0 - 360DEG
C Interval: 30.0DEG
Test Speed: HIGH
Temperature:25.3℃
Operators:zoe
Test Date:2023-6-5

Range: 0 - 180DEG
Interval: 1.0DEG
Test System:EVERFINE GO-SPEX500_V1 SYSTEM V2.00.461
Humidity:65.0%
Test Distance:3.160m [K=1.0000]
Remarks: LAMP:BXRE-30H1000-A-83 Ra:97
LENS:PM-0132C 60R
DRIVER: RISE DRIVER 350mA
30minutes warm-up

WEC AND CCEC

Test:U:120.12V I:0.1137A P:13.455W PF:0.9836 Freq:59.98Hz Lamp Flux:1339.9x1 lm		
NAME: 2319.201-H3AM-350	TYPE:	WEIGHT:
SPEC.: 3000K	DIM.:	SERIAL No.: 2306050740
MFR.: RISE	SUR.: 0.002826m2	Shielding Angle:

cc	80%			70%			50%			30%			10%			0
w	50%	30%	10%	50%	30%	10%	50%	30%	10%	50%	30%	10%	50%	30%	10%	0
fc	20%			20%			20%			20%			20%			0
RCR	RCR:Room Cavity Ratio						Wall Exitance Coefficients (WEC)									
0.0																
1.0	.146	.083	.026	.140	.080	.025	.129	.074	.024	.119	.069	.022	.110	.063	.020	
2.0	.139	.076	.023	.134	.074	.023	.125	.069	.022	.116	.065	.020	.108	.061	.019	
3.0	.132	.070	.021	.128	.068	.021	.120	.065	.020	.113	.062	.019	.106	.059	.018	
4.0	.126	.065	.019	.122	.064	.019	.115	.061	.018	.109	.059	.018	.103	.056	.017	
5.0	.120	.061	.018	.117	.060	.017	.111	.058	.017	.105	.056	.017	.100	.054	.016	
6.0	.114	.057	.016	.112	.056	.016	.106	.055	.016	.102	.053	.016	.097	.051	.015	
7.0	.109	.054	.015	.107	.053	.015	.103	.052	.015	.098	.050	.015	.094	.049	.014	
8.0	.105	.051	.014	.103	.051	.014	.099	.049	.014	.095	.048	.014	.091	.047	.014	
9.0	.101	.049	.014	.099	.048	.014	.095	.047	.013	.092	.046	.013	.089	.045	.013	
10.0	.097	.046	.013	.095	.046	.013	.092	.045	.013	.089	.044	.013	.086	.043	.012	

cc	80%			70%			50%			30%			10%			0
w	50%	30%	10%	50%	30%	10%	50%	30%	10%	50%	30%	10%	50%	30%	10%	0
fc	20%			20%			20%			20%			20%			0
RCR	RCR:Room Cavity Ratio						Ceiling Cavity Exitance Coefficients (CCEC)									
0.0	.169	.169	.169	.144	.144	.144	.098	.098	.098	.056	.056	.056	.018	.018	.018	
1.0	.151	.139	.129	.129	.120	.111	.088	.082	.077	.051	.048	.045	.016	.015	.014	
2.0	.136	.117	.101	.117	.101	.087	.080	.070	.061	.046	.041	.036	.015	.013	.012	
3.0	.125	.100	.081	.107	.087	.070	.074	.060	.049	.042	.035	.029	.014	.011	.009	
4.0	.115	.087	.066	.099	.075	.057	.068	.053	.040	.039	.031	.024	.013	.010	.008	
5.0	.107	.077	.054	.092	.066	.047	.064	.046	.033	.037	.027	.020	.012	.009	.007	
6.0	.101	.068	.045	.086	.059	.040	.060	.041	.028	.035	.024	.017	.011	.008	.005	
7.0	.095	.062	.038	.081	.053	.034	.056	.037	.024	.033	.022	.014	.011	.007	.005	
8.0	.090	.056	.033	.077	.049	.029	.053	.034	.020	.031	.020	.012	.010	.007	.004	
9.0	.085	.051	.029	.073	.045	.025	.051	.031	.018	.030	.019	.011	.010	.006	.003	
10.0	.081	.047	.025	.070	.041	.022	.049	.029	.016	.028	.017	.009	.009	.006	.003	

C Range: 0 - 360DEG
C Interval: 30.0DEG
Test Speed: HIGH
Temperature:25.3℃
Operators:zoe
Test Date:2023-6-5

Range: 0 - 180DEG
Interval: 1.0DEG
Test System:EVERFINE GO-SPEX500_V1 SYSTEM V2.00.461
Humidity:65.0%
Test Distance:3.160m [K=1.0000]
Remarks: LAMP:BXRE-30H1000-A-83 Ra:97
LENS:PM-0132C 60R
DRIVER: RISE DRIVER 350mA
30minutes warm-up

UGR(Unified Glare Rating) Table

Test:U:120.12V I:0.1137A P:13.455W PF:0.9836 Freq:59.98Hz Lamp Flux:1339.9x1 lm										
NAME: 2319.201-H3AM-350					TYPE:			WEIGHT:		
SPEC.: 3000K					DIM.:			SERIAL No.: 2306050740		
MFR.: RISE					SUR.: 0.002826m2			Shielding Angle:		
ceiling/cavity	0.7	0.7	0.5	0.5	0.3	0.7	0.7	0.5	0.5	0.3
walls	0.5	0.3	0.5	0.3	0.3	0.5	0.3	0.5	0.3	0.3
working plane	0.2	0.2	0.2	0.2	0.2	0.2	0.2	0.2	0.2	0.2
Room dimensions	Viewed crosswise					Viewed endwise				
x = 2H y = 2H	17.9	18.7	18.1	18.9	19.1	18.1	18.9	18.3	19.1	19.2
3H	17.7	18.5	18.0	18.7	18.9	17.9	18.7	18.1	18.9	19.1
4H	17.6	18.4	17.9	18.6	18.8	17.8	18.6	18.1	18.8	19.0
6H	17.5	18.2	17.8	18.5	18.7	17.7	18.4	18.0	18.7	18.9
8H	17.5	18.2	17.8	18.4	18.7	17.7	18.3	18.0	18.6	18.9
12H	17.4	18.1	17.8	18.4	18.6	17.6	18.3	17.9	18.5	18.8
4H 2H	17.6	18.4	17.9	18.6	18.8	17.8	18.6	18.1	18.8	19.0
3H	17.4	18.1	17.8	18.4	18.6	17.6	18.3	17.9	18.5	18.8
4H	17.4	17.9	17.7	18.2	18.5	17.5	18.1	17.9	18.4	18.7
6H	17.3	17.8	17.6	18.1	18.5	17.4	18.0	17.8	18.3	18.6
8H	17.2	17.7	17.6	18.0	18.4	17.4	17.9	17.8	18.2	18.6
12H	17.2	17.6	17.6	18.0	18.4	17.3	17.8	17.7	18.1	18.5
8H 4H	17.2	17.7	17.6	18.0	18.4	17.4	17.9	17.8	18.2	18.6
6H	17.1	17.5	17.5	17.9	18.3	17.3	17.7	17.7	18.1	18.5
8H	17.0	17.4	17.5	17.8	18.2	17.2	17.6	17.7	18.0	18.4
12H	17.0	17.3	17.5	17.7	18.2	17.2	17.5	17.6	17.9	18.4
12H 4H	17.2	17.6	17.6	18.0	18.4	17.3	17.8	17.7	18.1	18.5
6H	17.0	17.4	17.5	17.8	18.2	17.2	17.6	17.7	18.0	18.4
8H	17.0	17.3	17.5	17.7	18.2	17.2	17.5	17.6	17.9	18.4
Variations with the observer position at spacings(CIE Pub.117):										
S = 1.0H	+ 4.1 / -12.4					+ 4.5 / -12.7				
1.5H	+ 6.7 / - 9.7					+ 7.1 / -10.1				
2.0H	+ 3.7 / -10.1					+ 4.4 / -10.7				

CIE Pub.117, 1340 lm Total Lamp Luminous Flux Correct (8log(F/F0) = 1.0)
Area: 0.002826 m2

C Range: 0 - 360DEG
C Interval: 30.0DEG
Test Speed: HIGH
Temperature:25.3℃
Operators:zoe
Test Date:2023-6-5

Range: 0 - 180DEG
Interval: 1.0DEG
Test System:EVERFINE GO-SPEX500_V1 SYSTEM V2.00.461
Humidity:65.0%
Test Distance:3.160m [K=1.0000]
Remarks: LAMP:BXRE-30H1000-A-83 Ra:97
LENS:PM-0132C 60R
DRIVER: RISE DRIVER 350mA
30minutes warm-up

UTILIZATION FACTORS TABLE

Test:U:120.12V I:0.1137A P:13.455W PF:0.9836 Freq:59.98Hz Lamp Flux:1339.9x1 lm		
NAME: 2319.201-H3AM-350	TYPE:	WEIGHT:
SPEC.: 3000K	DIM.:	SERIAL No.: 2306050740
MFR.: RISE	SUR.: 0.002826m2	Shielding Angle:

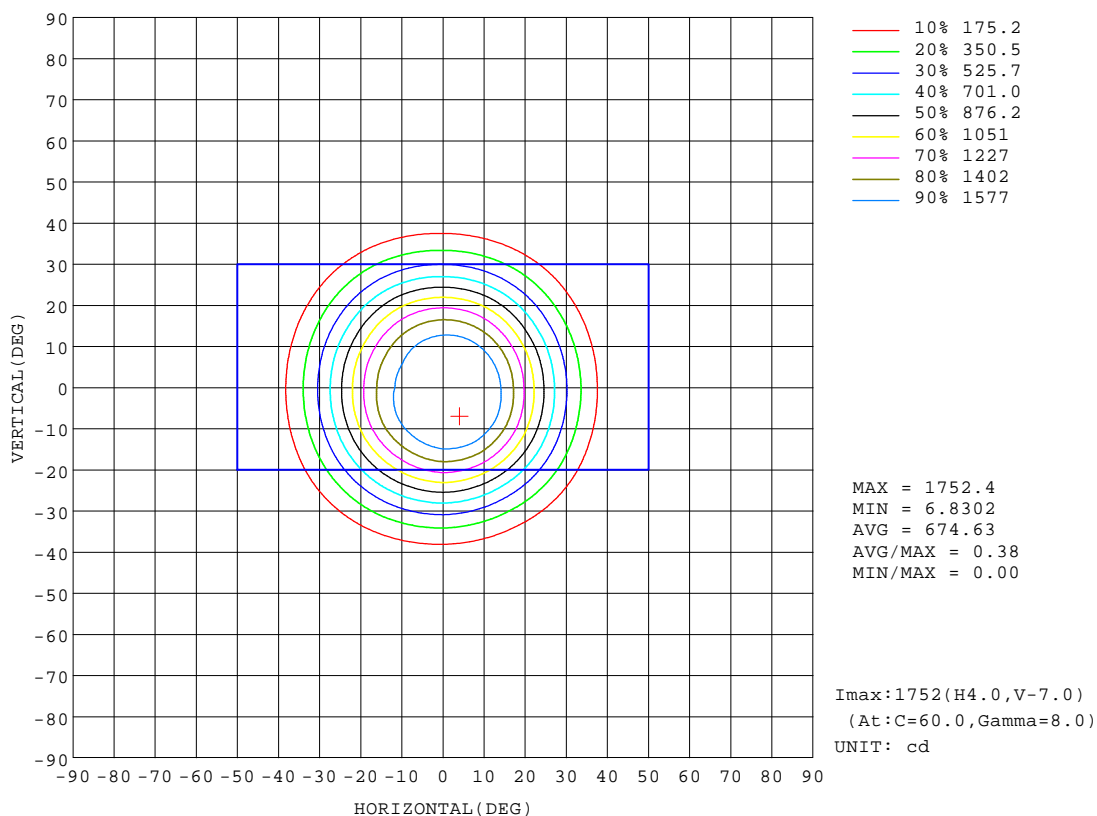
REFLECTANCE										
Ceiling	0.8	0.8	0.8	0.7	0.7	0.7	0.5	0.5	0.5	0
Walls	0.7	0.5	0.3	0.7	0.5	0.3	0.7	0.5	0.3	0
Working plane	0.2	0.2	0.2	0.2	0.2	0.2	0.2	0.2	0.2	0
ROOM INDEX	UTILIZATION FACTORS (PERCENT) $k(RI) \times RCR = 5$									
$k = 0.60$	79	74	71	79	74	71	78	74	71	68
0.80	86	81	78	85	81	78	84	80	78	75
1.00	89	85	82	89	84	82	87	84	81	78
1.25	93	88	86	92	88	85	90	87	84	81
1.50	95	91	88	94	90	88	92	89	87	83
2.00	97	93	91	96	93	90	93	91	89	84
2.50	98	95	93	97	94	92	94	92	90	85
3.00	99	97	94	98	95	93	95	93	92	86
4.00	101	99	97	99	97	96	96	95	93	87
5.00	102	100	99	100	99	97	97	96	95	88
ROOM INDEX	UF(total)									Direct
According to DIN EN 13032-2 2004			Suspended					SHRNOM = 1.25		

C Range: 0 - 360DEG
C Interval: 30.0DEG
Test Speed: HIGH
Temperature: 25.3 °C
Operators: zoe
Test Date: 2023-6-5

Range: 0 - 180DEG
Interval: 1.0DEG
Test System: EVERFINE GO-SPEX500_V1 SYSTEM V2.00.461
Humidity: 65.0%
Test Distance: 3.160m [K=1.0000]
Remarks: LAMP: BXRE-30H1000-A-83 Ra: 97
LENS: PM-0132C 60R
DRIVER: RISE DRIVER 350mA
30minutes warm-up

ISOCANDELA DIAGRAM

Test:U:120.12V I:0.1137A P:13.455W PF:0.9836 Freq:59.98Hz Lamp Flux:1339.9x1 lm		
NAME: 2319.201-H3AM-350	TYPE:	WEIGHT:
SPEC.: 3000K	DIM.:	SERIAL No.: 2306050740
MFR.: RISE	SUR.: 0.002826m2	Shielding Angle:

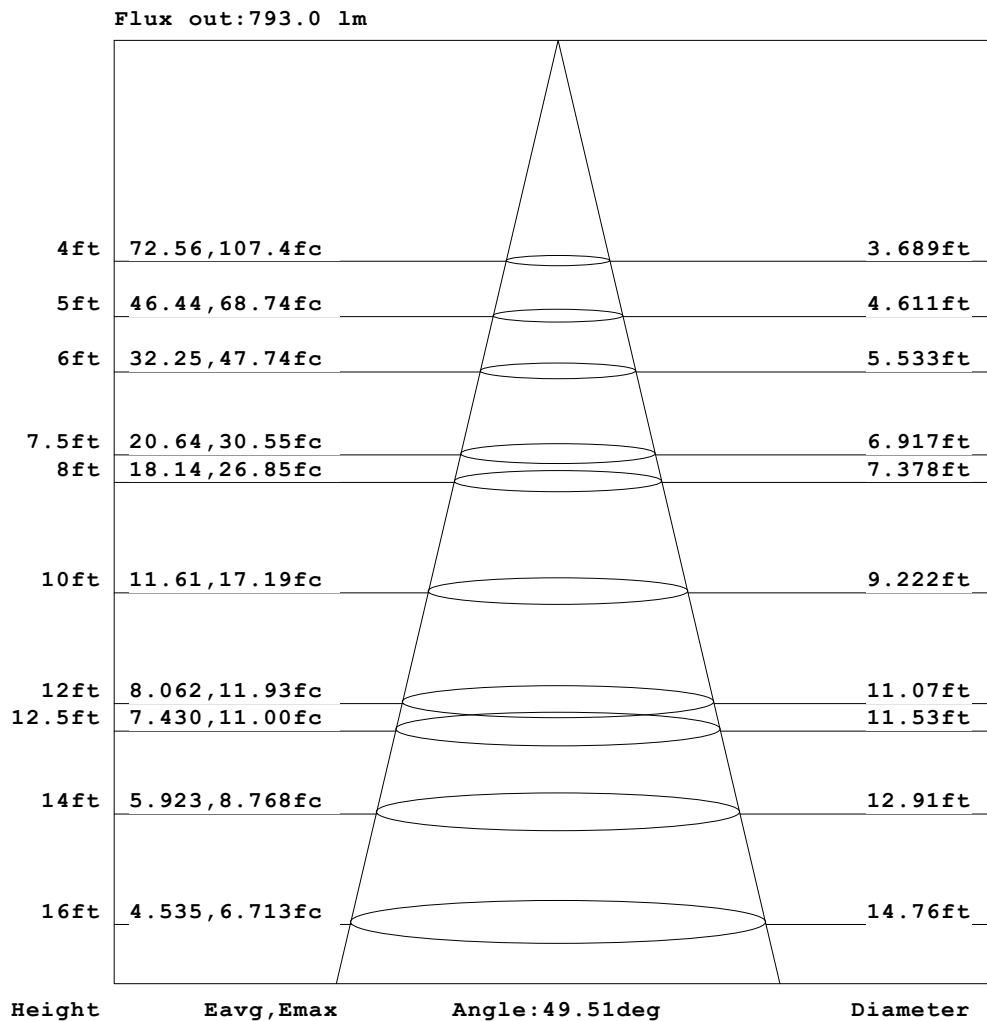


C Range: 0 - 360DEG
C Interval: 30.0DEG
Test Speed: HIGH
Temperature:25.3℃
Operators:zoe
Test Date:2023-6-5

Range: 0 - 180DEG
Interval: 1.0DEG
Test System:EVERFINE GO-SPEX500_V1 SYSTEM V2.00.461
Humidity:65.0%
Test Distance:3.160m [K=1.0000]
Remarks: LAMP:BXRE-30H1000-A-83 Ra:97
LENS:PM-0132C 60R
DRIVER: RISE DRIVER 350mA
30minutes warm-up

AAI Figure

Test:U:120.12V I:0.1137A P:13.455W PF:0.9836 Freq:59.98Hz Lamp Flux:1339.9x1 lm		
NAME: 2319.201-H3AM-350	TYPE:	WEIGHT:
SPEC.: 3000K	DIM.:	SERIAL No.: 2306050740
MFR.: RISE	SUR.: 0.002826m2	Shielding Angle:



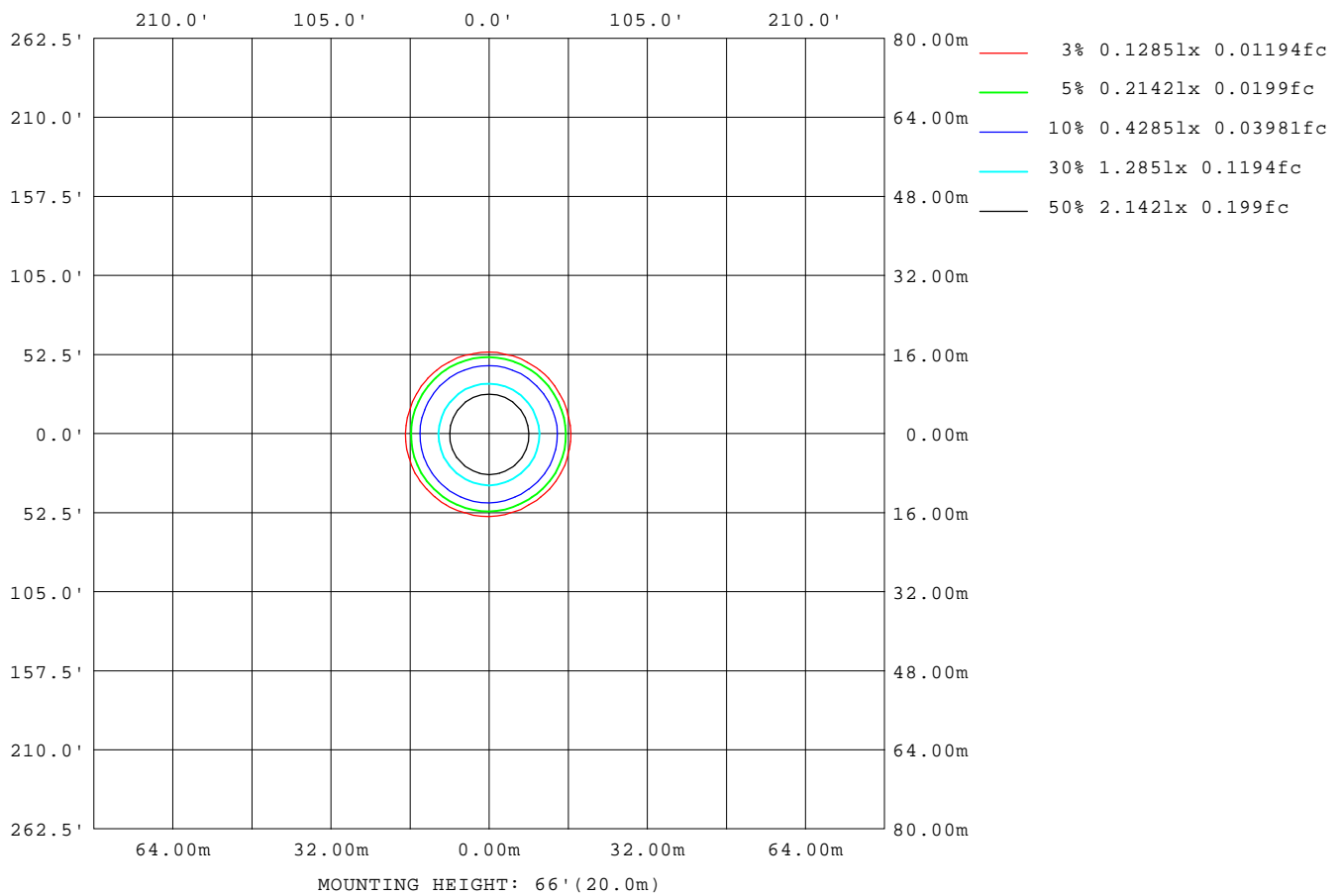
Note: The Curves indicate the illuminated area and the average illumination when the luminaire is at different distance.

C Range: 0 - 360DEG
C Interval: 30.0DEG
Test Speed: HIGH
Temperature: 25.3 °C
Operators: zoe
Test Date: 2023-6-5

Range: 0 - 180DEG
Interval: 1.0DEG
Test System: EVERFINE GO-SPEX500_V1 SYSTEM V2.00.461
Humidity: 65.0%
Test Distance: 3.160m [K=1.0000]
Remarks: LAMP: BXRE-30H1000-A-83 Ra: 97
LENS: PM-0132C 60R
DRIVER: RISE DRIVER 350mA
30minutes warm-up

ISOLUX DIAGRAM

Test:U:120.12V I:0.1137A P:13.455W PF:0.9836 Freq:59.98Hz Lamp Flux:1339.9x1 lm		
NAME: 2319.201-H3AM-350	TYPE:	WEIGHT:
SPEC.: 3000K	DIM.:	SERIAL No.: 2306050740
MFR.: RISE	SUR.: 0.002826m2	Shielding Angle:



C Range: 0 - 360DEG
C Interval: 30.0DEG
Test Speed: HIGH
Temperature: 25.3 °C
Operators: zoe
Test Date: 2023-6-5

Range: 0 - 180DEG
Interval: 1.0DEG
Test System: EVERFINE GO-SPEX500_V1 SYSTEM V2.00.461
Humidity: 65.0%
Test Distance: 3.160m [K=1.0000]
Remarks: LAMP: BXRE-30H1000-A-83 Ra: 97
LENS: PM-0132C 60R
DRIVER: RISE DRIVER 350mA
30minutes warm-up

LED Avg.L Report

Test:U:120.12V I:0.1137A P:13.455W PF:0.9836 Freq:59.98Hz Lamp Flux:1339.9x1 lm		
NAME: 2319.201-H3AM-350	TYPE:	WEIGHT:
SPEC.: 3000K	DIM.:	SERIAL No.: 2306050740
MFR.: RISE	SUR.: 0.002826m2	Shielding Angle:

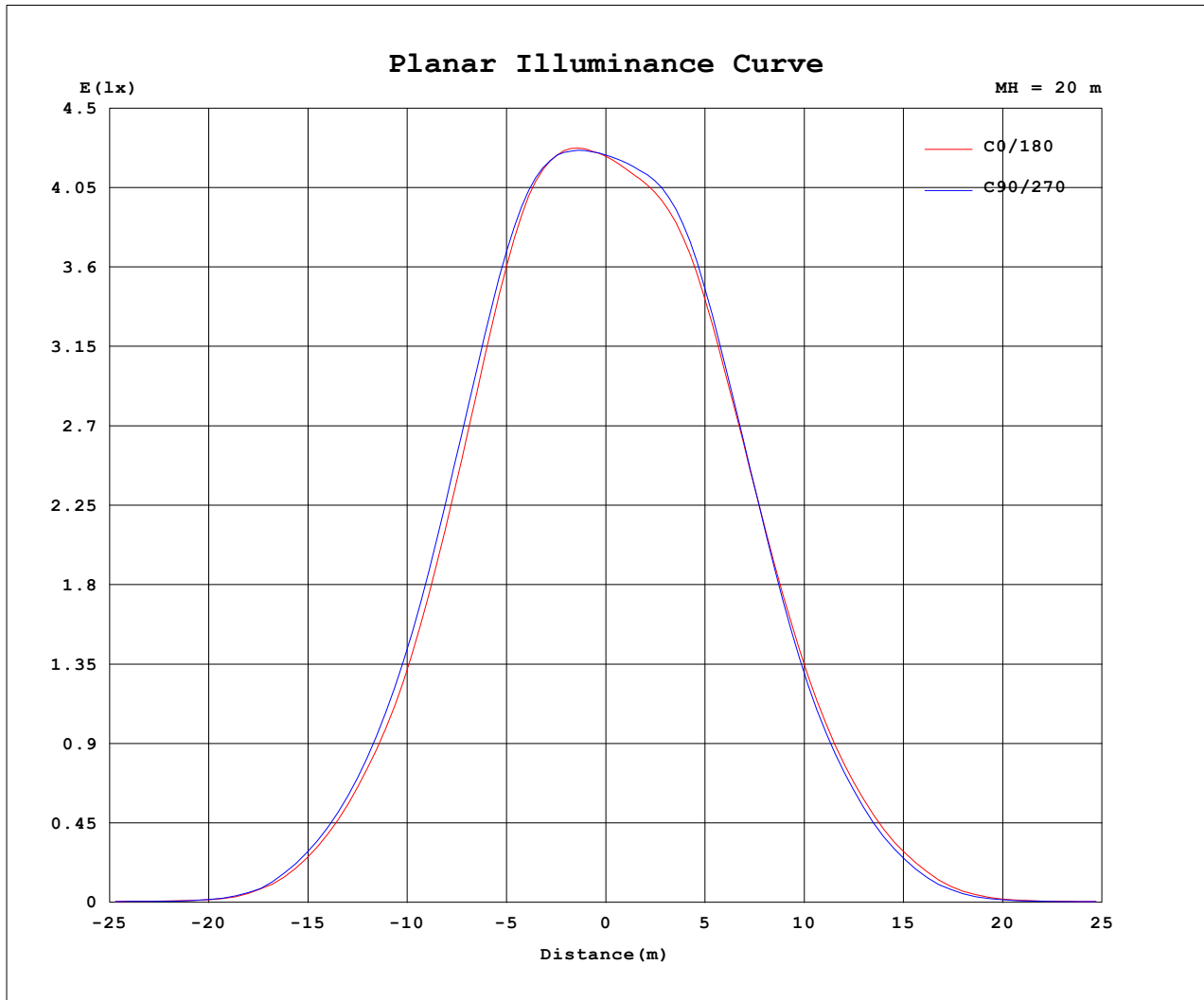
AvgL	cd/m2
L_0~180 (65) av	821
L_0~180 (75) av	196
L_0~180 (85) av	75
L_90~270 (65) av	837
L_90~270 (75) av	217
L_90~270 (85) av	72
L_45 (65) av	822
L_45 (75) av	161
L_45 (85) av	38

Standard: GB/T 29293-2012

C Range: 0 - 360DEG
C Interval: 30.0DEG
Test Speed: HIGH
Temperature: 25.3 °C
Operators: zoe
Test Date: 2023-6-5

Range: 0 - 180DEG
Interval: 1.0DEG
Test System: EVERFINE GO-SPEX500_V1 SYSTEM V2.00.461
Humidity: 65.0%
Test Distance: 3.160m [K=1.0000]
Remarks: LAMP: BXRE-30H1000-A-83 Ra: 97
LENS: PM-0132C 60R
DRIVER: RISE DRIVER 350mA
30minutes warm-up

Planar Illuminance Curve



C Range: 0 - 360DEG
 C Interval: 30.0DEG
 Test Speed: HIGH
 Temperature: 25.3 °C
 Operators: zoe
 Test Date: 2023-6-5

Range: 0 - 180DEG
 Interval: 1.0DEG
 Test System: EVERFINE GO-SPEX500_V1 SYSTEM V2.00.461
 Humidity: 65.0%
 Test Distance: 3.160m [K=1.0000]
 Remarks: LAMP: BXRE-30H1000-A-83 Ra: 97
 LENS: PM-0132C 60R
 DRIVER: RISE DRIVER 350mA
 30minutes warm-up

LUMINOUS DISTRIBUTION INTENSITY DATA

Test:U:120.12V I:0.1137A P:13.455W PF:0.9836 Freq:59.98Hz Lamp Flux:1339.9x1 lm		
NAME: 2319.201-H3AM-350	TYPE:	WEIGHT:
SPEC.: 3000K	DIM.:	SERIAL No.: 2306050740
MFR.: RISE	SUR.: 0.002826m2	Shielding Angle:

Table--1

UNIT: cd

C (DEG) (DEG)	0	30	60	90	120	150	180	210	240	270	300	330						
0	1693	1693	1693	1693	1693	1693	1693	1693	1693	1693	1693	1693						
5	1730	1738	1738	1721	1699	1677	1660	1655	1662	1677	1696	1715						
10	1713	1737	1744	1719	1678	1645	1615	1609	1624	1645	1667	1687						
15	1531	1578	1591	1572	1529	1501	1457	1450	1466	1478	1494	1508						
20	1206	1254	1275	1274	1238	1216	1182	1171	1182	1185	1191	1189						
25	845	881	896	911	896	878	856	839	848	831	834	823						
30	535	552	555	581	578	567	552	541	537	521	519	513						
35	283	293	287	310	317	311	303	294	289	272	269	267						
40	94.4	99.0	95.5	106	114	123	114	107	99.5	90.4	88.2	89.0						
45	18.9	21.2	18.6	21.0	21.5	23.3	23.3	21.3	20.6	18.5	19.2	17.2						
50	11.0	11.3	10.8	10.4	10.1	9.75	9.27	8.85	8.62	9.05	9.55	9.98						
55	8.33	8.58	8.32	8.34	8.27	8.11	7.77	7.41	7.26	7.46	7.67	7.80						
60	3.83	4.00	3.92	4.23	4.35	4.47	4.34	4.04	3.92	3.82	3.72	3.57						
65	0.91	0.94	0.86	1.04	0.97	1.06	1.05	1.07	1.07	0.96	0.94	0.95						
70	0.41	0.45	0.42	0.60	0.43	0.56	0.51	0.55	0.58	0.44	0.43	0.53						
75	0.05	0.05	0.06	0.23	0.18	0.20	0.23	0.23	0.16	0.09	0.04	0.05						
80	0.02	0.01	0.01	0.02	0.01	0.01	0.02	0.02	0.01	0.02	0.01	0.01						
85	0.02	0.01	0.01	0.02	0.01	0.01	0.02	0.01	0.01	0.02	0.01	0.01						
90	0.00	0.00	0.00	0.00	0.00	0.00	0.00	0.00	0.00	0.00	0.00	0.00						
95	0.00	0.00	0.00	0.00	0.00	0.00	0.00	0.00	0.00	0.00	0.00	0.00						
100	0.00	0.00	0.00	0.00	0.00	0.00	0.00	0.00	0.00	0.00	0.00	0.00						
105	0.00	0.00	0.00	0.00	0.00	0.00	0.00	0.00	0.00	0.00	0.00	0.00						
110	0.00	0.00	0.00	0.00	0.00	0.00	0.00	0.00	0.00	0.00	0.00	0.00						
115	0.00	0.00	0.00	0.00	0.00	0.00	0.00	0.00	0.00	0.00	0.00	0.00						
120	0.00	0.00	0.00	0.00	0.00	0.00	0.00	0.00	0.00	0.00	0.00	0.00						
125	0.00	0.00	0.00	0.00	0.00	0.00	0.00	0.00	0.00	0.00	0.00	0.00						
130	0.00	0.00	0.00	0.00	0.00	0.00	0.00	0.00	0.00	0.00	0.00	0.00						
135	0.00	0.00	0.00	0.00	0.00	0.00	0.00	0.00	0.00	0.00	0.00	0.00						
140	0.00	0.00	0.00	0.00	0.00	0.00	0.00	0.00	0.00	0.00	0.00	0.00						
145	0.00	0.00	0.00	0.00	0.00	0.00	0.00	0.00	0.00	0.00	0.00	0.00						
150	0.00	0.00	0.00	0.00	0.00	0.00	0.00	0.00	0.00	0.00	0.00	0.00						
155	0.00	0.00	0.00	0.00	0.00	0.00	0.00	0.00	0.00	0.00	0.00	0.00						
160	0.00	0.00	0.00	0.00	0.00	0.00	0.00	0.00	0.00	0.00	0.00	0.00						
165	0.00	0.00	0.00	0.00	0.00	0.00	0.00	0.00	0.00	0.00	0.00	0.00						
170	0.00	0.00	0.00	0.00	0.00	0.00	0.00	0.00	0.00	0.00	0.00	0.00						
175	0.00	0.00	0.00	0.00	0.00	0.00	0.00	0.00	0.00	0.00	0.00	0.00						
180	0.00	0.00	0.00	0.00	0.00	0.00	0.00	0.00	0.00	0.00	0.00	0.00						

C Range: 0 - 360DEG
C Interval: 30.0DEG
Test Speed: HIGH
Temperature:25.3℃
Operators:zoe
Test Date:2023-6-5

Range: 0 - 180DEG
Interval: 1.0DEG
Test System:EVERFINE GO-SPEX500_V1 SYSTEM V2.00.461
Humidity:65.0%
Test Distance:3.160m [K=1.0000]
Remarks: LAMP:BXRE-30H1000-A-83 Ra:97
LENS:PM-0132C 60R
DRIVER: RISE DRIVER 350mA
30minutes warm-up